







- Parts list -

Mode	MD mode	Mod. des. overview	SLK ROADSTER
FIN/MD	171454	Catalog	66V
VIN		Major assembly:	
Sales designation	SLK 280 / SLK 300	Major assembly MD	
Assortment class	Car	Group	54 - ELECTRICAL EQUIPMENT AND INSTRUMENTS
Market	All	Subgroup	081 - CONTROL MODULE, FUSE AND RELAY BOX IN LEFT FRONT OF ENGINE COMPARTMENT

Item no.	Part number	Designation/description	Quantity	Version
10	A 171 545 00 01	ELECTRICAL BASIC MODULE SIGNAL ACQUISITION + ACTUATION MODULE WITH FRONT FUSE AND RELAY MODULE SAM/SRB;SAM Replaced by: A 171 545 08 01	001	
10	A 171 545 08 01	ELECTRICAL BASIC MODULE SIGNAL ACQUISITION + ACTUATION MODULE WITH FRONT FUSE AND RELAY MODULE SAM/SRB;SAM Replaced by: A 171 545 11 01	001	
10	A 171 545 11 01	ELECTRICAL CENTER SIGNAL ACQUISITION + ACTUATION MODULE WITH FRONT FUSE AND RELAY MODULE SAM/SRB;SAM Replaced by: A 171 545 15 01	001	
10	A 171 545 15 01	ELECTRICAL BASIC MODULE SIGNAL ACQUISITION + ACTUATION MODULE WITH FRONT FUSE AND RELAY MODULE SAM/SRB;SAM Replaced by: A 171 545 16 01	001	
10	A 171 545 16 01	ELECTRICAL CENTER SIGNAL ACQUISITION + ACTUATION MODULE WITH FRONT FUSE AND RELAY MODULE SAM	001	
20	A 171 540 00 24	INSTRUMENT-HOUSING FRONT LEFT	001	L
20	A 171 540 01 24	INSTRUMENT-HOUSING FRONT LEFT	001	R
30	A 000 545 09 74	. PIVOT PIN MOUNTING, EQUIPMENT BOX	001	
40	A 171 540 00 82	COVER APPARATUS CASE	001	L
40	A 171 540 01 82	COVER APPARATUS CASE	001	R
50	A 230 545 00 46	COVER LATERALLY IN EQUIPMENT COMPARTMENT	001	
90	N 910112 006001	HEXAGON NUT APPARTUS CASE AT FIRE WALL M6	004	
200	A 002 542 26 19	RELAY RELAY SLOT 0, SECONDARY AIR PUMP	001	
200	A 002 542 11 19	RELAY FANFARE HORNS	001	
200	A 002 542 11 19	RELAY CIRCUIT 87 FW/CHASSIS	001	
200	A 002 542 14 19	RELAY WIPER	002	
200	A 002 542 26 19	RELAY CIRCUIT 15R	001	
200	A 002 542 13 19	RELAY PUMP CONVENIENCE MANUAL TRANSMISSION (M)	001	

200	A 002 542 26 19	RELAY SECONDARY AIR PUMP	001
200	A 002 542 13 19	RELAY TERMINAL 15	001
200	A 002 542 13 19	RELAY ELECTRICAL CENTER, PLUG POSITION R	001
200	A 002 542 11 19	RELAY STARTER	001
210	N 072581 000303	FUSE LINK SLOT 16 LUMBAR SUPPORT ADJUSTMENT 7.5A Replaced by: N 000000 004203 Code: U22  [012, 414] From Chassis: F 177100 From Date: 30/09/2007...	001
210	N 000000 004203	FUSE LINK SLOT 16 LUMBAR SUPPORT ADJUSTMENT C-7.5 Code: U22  [012] From Chassis: F 177100 From Date: 30/09/2007 E...	001
210	N 000000 004215	FUSE LINK SECONDARY AIR PUMP E-40	001
250	A 001 984 59 29	BOLT FUSE BOX MOUNTING 4 X 20 MM	003
900	A 003 545 13 01	FUSE BOX CONTROL UNIT, HEATED SEATS AND HEAD AREA VENTILATION COD. A SPT;F34/24	001
900	A 037 545 26 28	PLUG HOUSING FUSE AND RELAY MODULE, DRIVER 2-PIN MCP2.8;N10/1 / 11	001
900	A 037 545 63 28	PIN BUSHING HOUSING FUSE AND RELAY MODULE, DRIVER 3-PIN MQS;N10/1 / 25	001
900	A 003 545 13 01	FUSE BOX SEAT HEATING CONTROL UNIT COD. A SPT;F34/25	001
900	A 037 545 26 28	PLUG HOUSING RADIO SET 2-PIN MCP2.8;N10/1 / 11	001
900	A 003 545 13 01	FUSE BOX CONTROL UNIT, HEATED SEATS AND STEERING WHEEL HEATER COD. A SPT;F34/31	001
900	A 002 540 59 81	CLUTCH FUSE AND RELAY BOX,DRIVER 10-PIN MQS;N10/1/10	001
900	A 003 545 18 01	FUSE BOX CONTROL UNIT, HEATED SEATS AND HEAD AREA VENTILATION COD. B SPT;F34/23	001
900	A 037 545 31 28	PLUG HOUSING FUSE AND RELAY MODULE, DRIVER 4-PIN MCP2.8;N10/1/13	001
900	A 003 545 13 01	FUSE BOX FUSE AND RELAY MODULE, REAR COD. A SPT;N10/2 / S19	001
900	A 163 545 35 28	FUSE BOX SEAT ADJUSTMENT CONTROL UNIT SPT;F34/34	001
900	A 037 545 36 28	CLUTCH FUSE AND RELAY MODULE, DRIVER 6-PIN MCP2.8;N10/1/9	001
900	A 003 545 13 01	FUSE BOX SEAT ADJUSTMENT CONTROL MODULE PASSENGER SIDE COD. A SPT;F34/35	001
900	A 037 545 35 28	CLUTCH FUSE AND RELAY MODULE, DRIVER 6-PIN MCP2.8;N10/1/14	001
900	A 037 545 61 28	PIN BUSHING HOUSING FUSE AND RELAY MODULE, DRIVER 2-PIN MQS;N10/1/22	001
900	A 002 540 86 81	PLUG HOUSING FUSE AND RELAY MODULE, DRIVER 14-PIN MQS;N10/1/20	001

900	A 037 545 55 28	PLUG FUSE AND RELAY MODULE, DRIVER 8-PIN SLK2.8;N10/1/2/19	001
900	A 037 545 32 28	CLUTCH FUSE AND RELAY MODULE, DRIVER 4-PIN MCP 2.8;N10/1/12	001
900	A 037 545 37 28	PIN BUSHING HOUSING FUSE AND RELAY MODULE, DRIVER 6-PIN MCP2.8;N10/1,CODE D	001
900	A 037 545 86 28	HOUSING FUSE AND RELAY MODULE, DRIVER 4-PIN MCP2.8;N10/1, CODE B	001
900	A 037 545 39 28	HOUSING FUSE AND RELAY MODULE, DRIVER 10-PIN SLK 2.8;N10/1 ,CODE A	001
901	A 011 545 84 26	CONTACT SPRING 0.5-1.0 MM2 SPT	NB
901	A 013 545 76 26	FEMALE CONTACT 0.5-1.0 MM2 MCP2.8	NB
901	A 016 545 41 26	FEMALE CONTACT 0.25-0.5 MM2 MQS	NB
901	A 013 545 78 26	FEMALE CONTACT 1.5-2.5 MM2 MCP2.8	NB
901	A 000 540 46 05	ELECTRICAL CABLE 0.75 MM2 MQS  [008] CONNECTORS MUST ALSO BE ORDERED IN ACC. WITH THE TOTAL...	NB
901	A 009 545 25 26	CONTACT SPRING 6.0-10.0 MM2	NB
901	A 013 545 15 26	FEMALE CONTACT 0.75-1.0 MM2 SLK2.8	NB
901	A 000 540 40 05	ELECTRICAL CABLE 2.5 MM2 SLK  [008] CONNECTORS MUST ALSO BE ORDERED IN ACC. WITH THE TOTAL...	NB
901	A 000 540 41 05	ELECTRICAL CABLE 4.0 MM2 SLK  [008] CONNECTORS MUST ALSO BE ORDERED IN ACC. WITH THE TOTAL...	NB
901	A 004 545 00 26	FEMALE CONTACT 2.5-4.0 MM2 SPT	NB
901	A 000 540 57 05	ELECTRICAL WIRING HARNESS 4.0 MM2 LSK8  [008] CONNECTORS MUST ALSO BE ORDERED IN ACC. WITH THE TOTAL...	NB
901	A 011 545 81 26	CONTACT SPRING FUSE AND RELAY MODULE, DRIVER 0.5-1.0 MM2 JPT;N10/1	NB
901	A 013 545 15 26	FEMALE CONTACT FUSE AND RELAY MODULE, DRIVER 0.75-1.0 MM2 SLK2.8;N10/1	NB
902	A 037 545 63 28	PIN BUSHING HOUSING FUSE AND RELAY MODULE, DRIVER 3-PIN MQS;N10/1 /25	001
902	A 037 545 67 28	CLUTCH FUSE AND RELAY MODULE, DRIVER 7-PIN MQS/MCP2.8;N10/1 / 15	001
902	A 037 545 60 28	PIN BUSHING HOUSING FUSE AND RELAY MODULE, DRIVER 2-PIN MQS;N10/1 /18	001
902	A 037 545 94 28	HOUSING FUSE AND RELAY MODULE, DRIVER 6-PIN SLK2.8;N10/1 /16	001
903	A 038 545 14 28	CLUTCH FUSE AND RELAY MODULE, DRIVER 3-PIN;N10/1 /1	001
903	A 168 545 01 28	CLUTCH FUSE AND RELAY MODULE, DRIVER 1-PIN SLK8;N10/1 /4	001
903	A 037 545 27 28	CLUTCH FUSE AND RELAY MODULE, DRIVER 2-PIN MCP2.8;N10/1 /21	001

903	A 037 545 69 28	CLUTCH FUSE AND RELAY MODULE, DRIVER 2-PIN LSK8;N10/1 /8	001
903	A 210 545 40 28	CLUTCH FUSE AND RELAY MODULE, DRIVER 1-PIN JPT;N10/1	001
905	A 038 545 49 28	CLUTCH FUSE AND RELAY MODULE, DRIVER 3-PIN MCP2.8;N10/1 /24	001
905	A 037 545 57 28	PIN BUSHING HOUSING FUSE AND RELAY MODULE, DRIVER 12-PIN SLK2.8;N10/1 /21	001
905	A 037 545 35 28	CLUTCH FUSE AND RELAY MODULE, DRIVER 6-PIN MCP2.8;N10/1 / 5	001
905	A 037 545 40 28	CLUTCH FUSE AND RELAY MODULE, DRIVER 10-PIN SLK2.8;N10/1 /3	001
906	A 001 545 49 40	PLUG HOUSING FUSE AND RELAY MODULE, DRIVER 28-PIN MQS;N10/1 6	001
906	A 037 545 39 28	HOUSING FUSE AND RELAY MODULE, DRIVER 10-PIN SLK 2.8;N10/2 /7	001