













# - Parts list -

<b>Mode</b>	MD mode	<b>Mod. des. overview</b>	SLK ROADSTER
<b>FIN/MD</b>	WDD 1724481F007404	<b>Catalog</b>	D43
<b>VIN</b>		<b>Major assembly:</b>	
<b>Sales designation</b>	SLK 200	<b>Major assembly MD</b>	
<b>Assortment class</b>	Car	<b>Group</b>	69 - PANELLING AND LINING
<b>Market</b>	Europe	<b>Subgroup</b>	045 - LUGGAGE COMPARTMENT COVERING

Item no.	Part number	Designation/description	Quantity	Version
10	A 172 690 03 41 9F08	<b>TRIM PANEL LOADING SPACE</b> LUGGAGE COMPARTMENT,LEFT  [909] Color footnote	001	
10	A 172 690 04 41 9F08	<b>TRIM PANEL LOADING SPACE</b> LUGGAGE COMPARTMENT,RIGHT  [910] Color footnote	001	
20	A 011 988 76 78	<b>. CLIP</b> RIGHT	001	
30	A 172 693 01 17	<b>COVER</b> LEFT	001	
30	A 172 693 02 17	<b>COVER</b> RIGHT	001	
40	A 000 991 59 40	<b>EXPANSION RIVET</b> LEFT	005	
40	A 000 991 59 40	<b>EXPANSION RIVET</b> RIGHT	005	
50	A 171 691 00 33	<b>CAP</b> ON SIDE PANELLING	002	
60	A 170 987 01 40	<b>RUBBER BUMPER</b> VIBRATION SAFETY DEVICE, FOLDING ROOF	002	
70	A 172 694 01 00	<b>COVER MOLDING</b> LEFT	001	
70	A 172 694 02 00	<b>COVER MOLDING</b> RIGHT	001	
80	A 000 991 47 95	<b>PLUG-IN MOUNTING</b> ON SIDE PANEL,LEFT AN RIGHT	006	
100	A 002 820 21 01	<b>INTERIOR LAMP</b> Code: -807+876	001	
110	A 221 825 03 82	<b>. LAMP HOLDER</b> 12V-5W Code: -807+876	001	
120	N 000000 000853	<b>. BULB</b> 12V-5W Code: -807+876	001	
200	A 172 690 00 41 9051	<b>LINING LOADING SILL</b> LOADING EDGE  [911] Color footnote	001	
210	A 006 988 43 78	<b>. CLIP</b> LOADING EDGE	004	
220	A 000 991 47 95	<b>PLUG-IN MOUNTING</b> TRUNK SILL TO SHELL	003	
300	A 172 690 00 65 9F08	<b>PARTITION</b> TRUNK BACKREST Code: -4U9  [912] Color footnote	001	
310	A 171 817 09 20	<b>. GUIDE SIGN</b> TRUNK BACKREST	001	

320	A 011 988 18 78	. <b>CLIP</b> PARTITION PANEL TO BRACKET	004
330	N 000000 001527	. <b>TAPPING SCREW</b> PARTITION PANEL TO BRACKET 4.8X13	006
400	A 172 961 01 14 9051	<b>BRACKET</b> PARTITION LEFT Code: -4U9  [913] Color footnote	001
400	A 172 961 02 14 9051	<b>BRACKET</b> PARTITION RIGHT Code: -4U9  [913] Color footnote	001
410	A 002 990 53 50	<b>HEX NUT</b> AT LEFT BRACKET	002
410	A 002 990 53 50	<b>HEX NUT</b> AT RIGHT BRACKET	002
420	A 000 991 51 40 9051	<b>EXPANSION RIVET</b> PARTITION PANEL TO BRACKET  [914] Color footnote	002
420	A 000 991 51 40 9051	<b>EXPANSION RIVET</b> PARTITION PANEL TO BRACKET Code: -4U9  [914] Color footnote	004
430	A 172 694 00 08	<b>FIXTURE</b> PARTITION PANEL TO BRACKET	004
430	A 172 694 00 08	<b>FIXTURE</b> PARTITION PANEL TO BRACKET Code: -4U9	004
500	A 172 694 00 25 9F08	<b>TRIM PANEL TANK PARTITION</b> TANK PARTITION WALL, BOTTOM  [915] Color footnote	001
510	A 000 991 47 95	<b>PLUG-IN MOUNTING</b> MOUNT, LOWER PARTITION WALL	002
520	A 172 694 01 25 9051	<b>TRIM PANEL TANK PARTITION</b> TANK PARTITION WALL, TOP  [913] Color footnote	001
530	A 171 758 01 40	. <b>FILLER</b> LEFT	001
530	A 171 758 02 40	. <b>FILLER</b> RIGHT	001
600	A 172 680 05 42 9F08	<b>COVER TRUNK FLOOR</b> LUGGAGE COMPARTMENT  [916] Color footnote	001
610	A 171 684 05 37	. <b>STAY</b> IN SPARE WHEEL WELL Code: -U77+669/-U77+B12  [008] To Chassis: F 040727 To Date: 31/01/2012	001
620	A 172 683 03 14	. <b>BRACKET</b> TIREFIT Code: -U77	001
630	A 124 898 07 65	<b>BOLT</b> MOUNTING, SHELL Code: 669	001
640	A 171 898 00 14	<b>BRACKET</b> SPACE-SAVER SPARE TIRE Code: 669	001